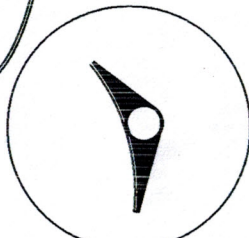
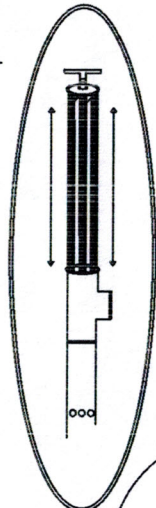
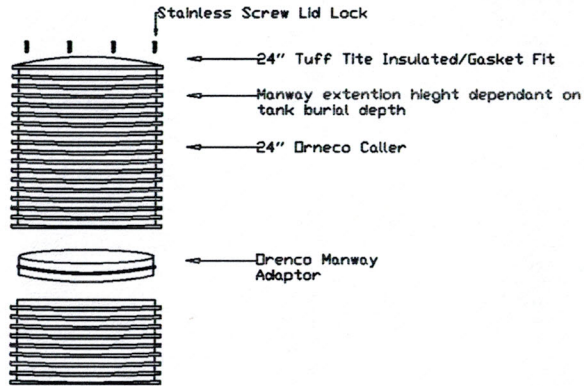
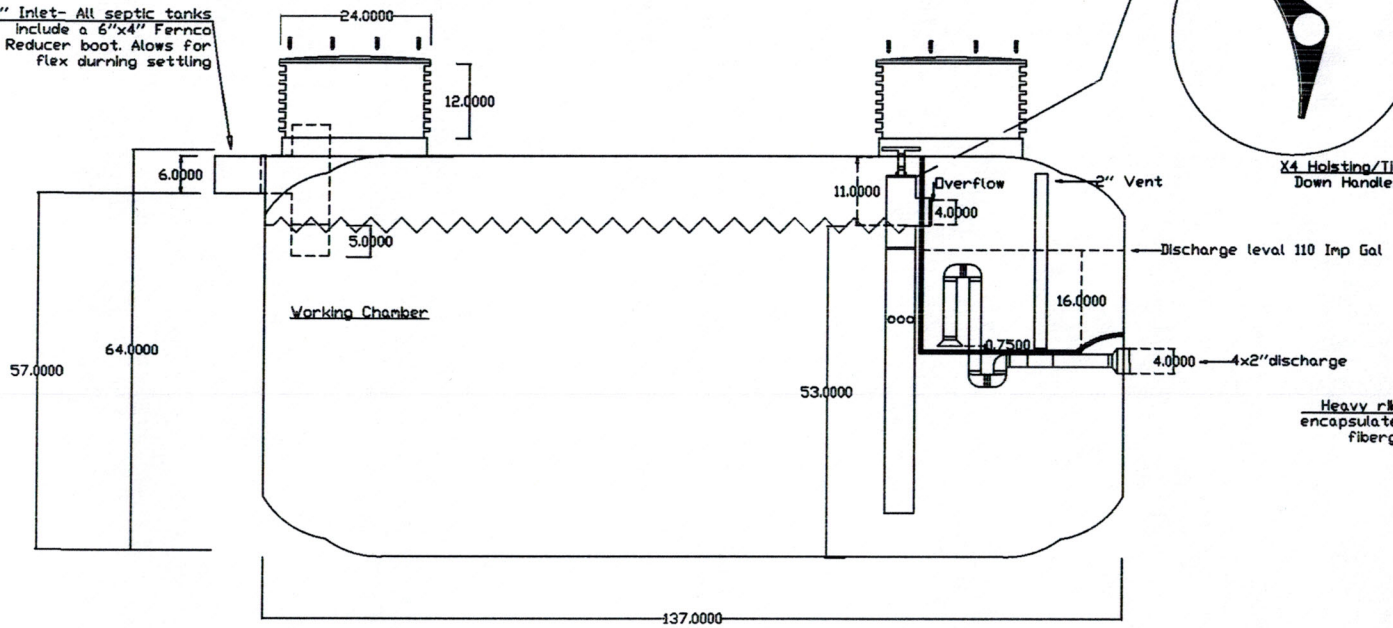


**4' Bio-Tube Effluent Filter**



Specifications	
Tank Model	1500 Siphon
Total Length	137"
Total Height	64"
Total Weight	800lbs
Outlet Height	N/A
Inlet Height	57"
Inlet Size	6" SDR
Outlet Size	N/A
Working Capacity	<1190 Imp Gal, 1428 US> 5410 L
Effluent Capacity	<110 Imp Gal, 132 US> 500L
Manway Extensions	24" Orneco Ultra Rib

6" Inlet- All septic tanks include a 6"x4" Fernco Reducer boot. Allows for flex during setting



X4 Hoisting/Tie Down Handles

Heavy ribbing encapsulated in fiberglass

