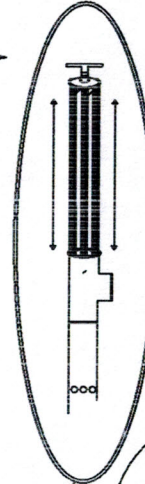
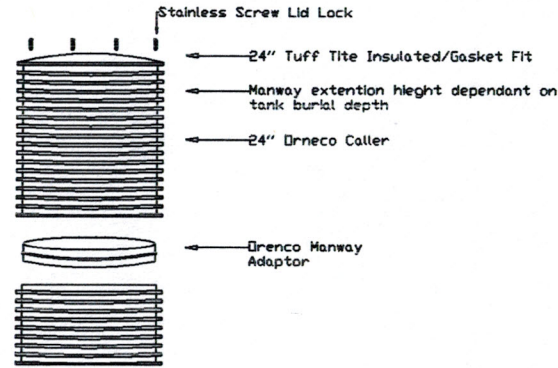
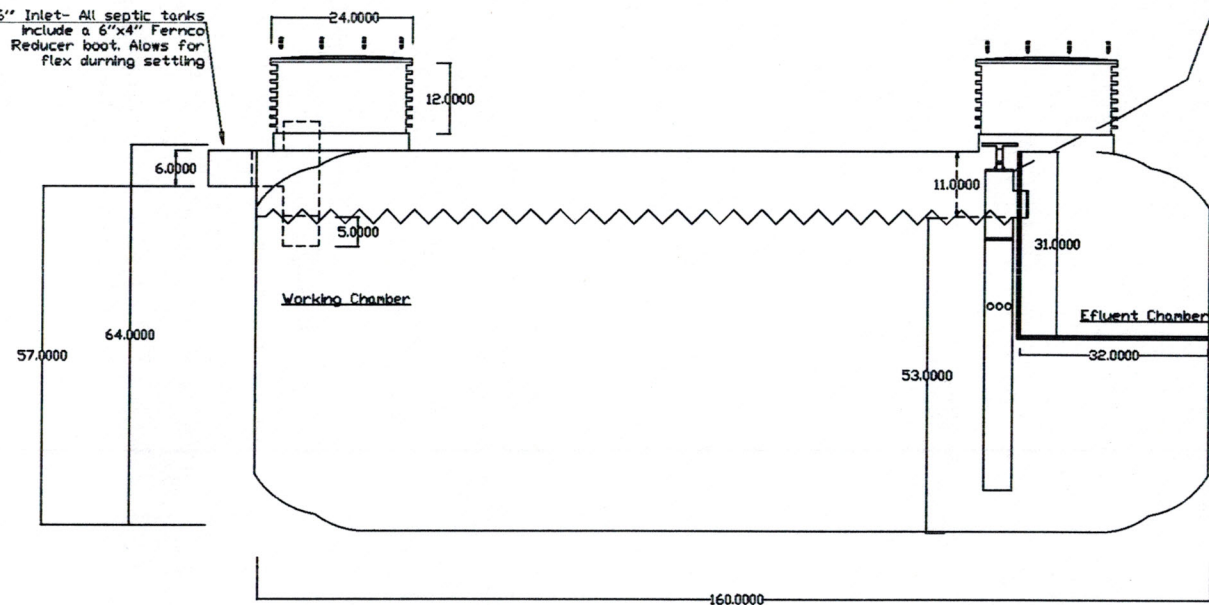


**4' Bio-Tube Effluent Filter**



Specifications	
Tank Model	1750 Pump-out
Total Length	160"
Total Height	64"
Total Weight	850lbs
Outlet Height	N/A
Inlet Height	57"
Inlet Size	6" SDR
Outlet Size	N/A
Working Capacity	(1425 Imp Gal, 1710 US) 6478 L
Effluent Capacity	(110 Imp Gal, 132 US) 500L
Manway Extensions	24" Drenco Ultra Rib

6" Inlet- All septic tanks include a 6"x4" Fernco Reducer boot. Allows for flex during setting



X4 Hoisting/Tie Down Handles

Heavy ribbing encapsulated in fiberglass

