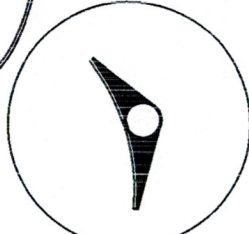
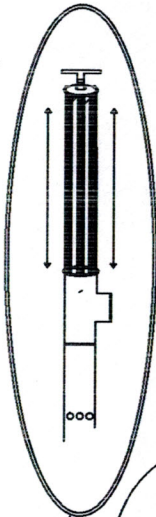
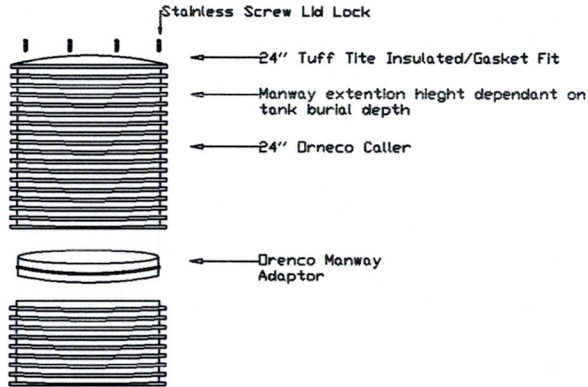


**4' Bio-Tube
Effluent Filter**



X4 Hoisting/Tie Down Handles

Specifications	
Tank Model	1500 Pump-out
Total Length	137"
Total Height	64"
Total Weight	800lbs
Outlet Height	N/A
Inlet Height	57"
Inlet Size	6" SDR
Outlet Size	N/A
Working Capacity	(1190 Imp Gal, 1428 US) 5410 L
Effluent Capacity	(110 Imp Gal, 132 US) 500L
Manway Extensions	24" Orneco Ultra Rib

6" Inlet- All septic tanks include a 6"x4" Fernco Reducer boot. Allows for flex during settling

