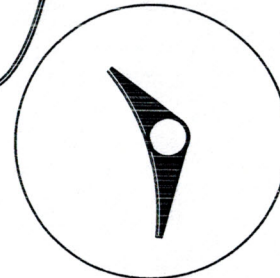
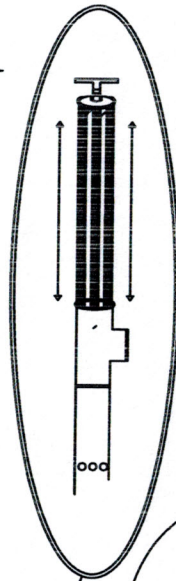
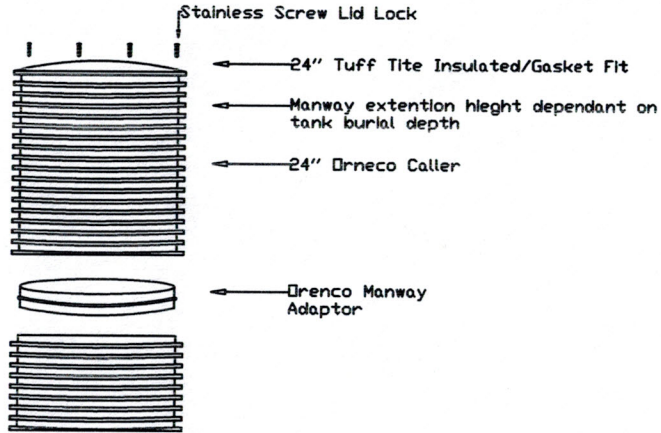
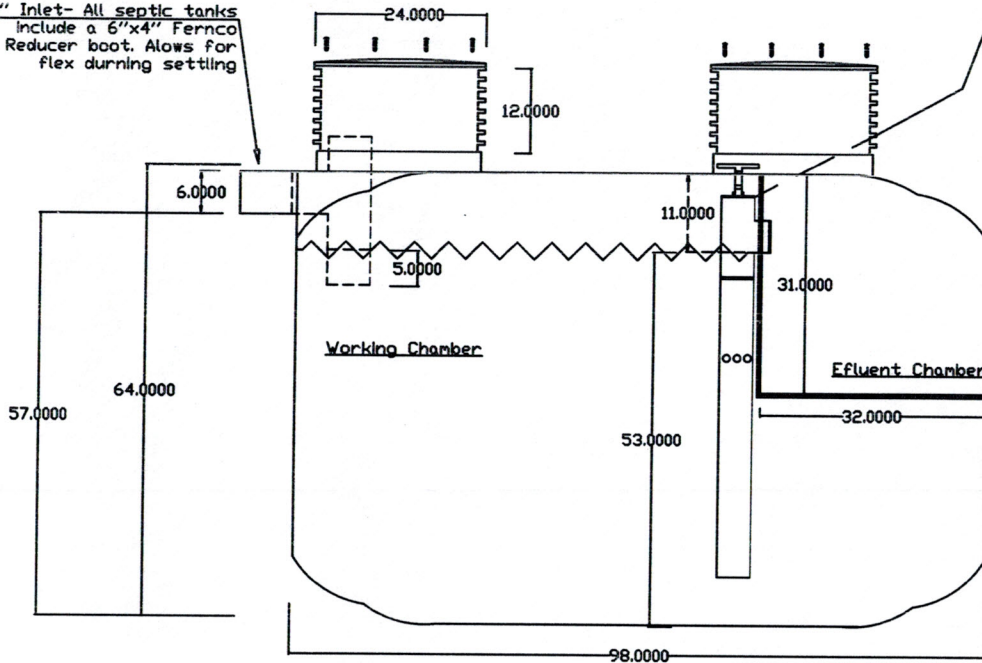


### 4' Bio-Tube Effluent Filter



Specifications	
Tank Model	1050 Pump-out
Total Length	98"
Total Height	64"
Total Weight	650lbs
Outlet Height	N/A
Inlet Height	57"
Inlet Size	6" SDR
Outlet Size	N/A
Working Capacity	<790 Imp Gal, 948 US>3555L
Effluent Capacity	<110 Imp Gal, 132 US> 500L
Manway Extensions	24" Orneco Ultra Rib

5" Inlet- All septic tanks include a 6"x4" Fernco Reducer boot. Allows for flex during settling



X4 Hoisting/Tie Down Handles

Heavy ribbing encapsulated in fiberglass

